

MANNERS

RESIDENTIAL

2 Bedroom Flat for Rent - £1,100 per month

Park View Court, Poplar Grove, Woking, Surrey, GU22 7SE



KEY FEATURES

- SPACIOUS TOP FLOOR FLAT • DOUBLE ASPECT LIVING ROOM WITH BALCONY • DOUBLE ASPECT LIVING ROOM WITH BALCONY • TWO DOUBLE BEDROOMS • MODERN REFITTED SHOWER ROOM • COMMUNAL GARDENS • GARAGE IN NEARBY BLOCK • UNFURNISHED • FIVE WEEK TENANCY DEPOSIT REQUIRED • EPC RATING:- D56

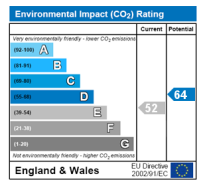
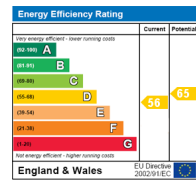
Description

Situated within approximately one mile of Woking town centre and mainline train station this spacious light and airy two bedroom flat is presented in very good order throughout and benefits from gas heating and double glazing.

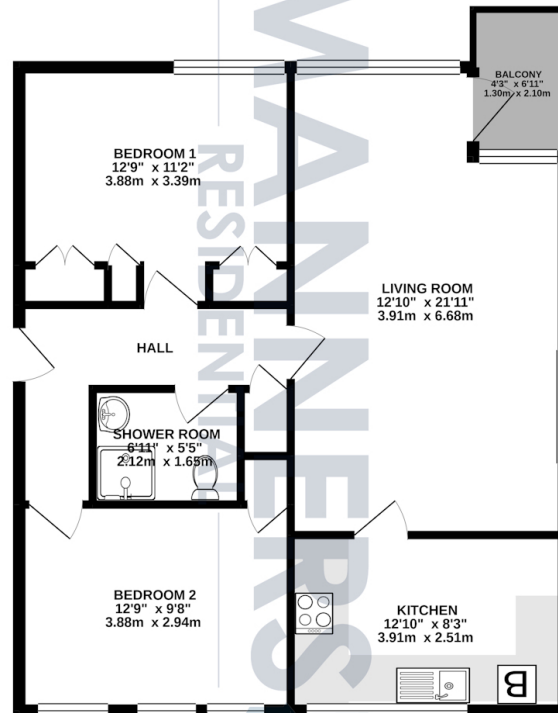
The accommodation comprises of communal entrance with security entry phone system, stairs to top floor, personal front door to hallway, spacious double aspect living room with balcony and pleasant views, modern fitted kitchen with appliances, two double bedrooms (one with fitted wardrobes), refitted shower room, double glazing, gas radiator heating, garage in a block and communal gardens.

Additional Information: These particulars are meant as a guide only, and as such do not form part of a legally binding contract. Rent excludes the tenancy deposit of five weeks' rent up to an annual rent of £50,000 (£4166.67 pcm) and six weeks' rent above an annual rent of £50,000. A holding deposit of one weeks' rent is required upon making an Application For Tenancy which can be put towards the first month's rent, which will become payable upon signing the tenancy agreement. Should your Landlord accept a request to keep pets at the property, an additional monthly rent payment may be required. Upon request, further written information will be provided by the Agent.

These particulars are thought to be materially correct though their accuracy is not guaranteed and they do not form part of any contract. All measurements are approximate and we have not tested any appliances, electrical or plumbing installation or central heating systems.



TOP FLOOR FLAT
775 sq. ft. (72.0 sq. m.) approx.



TOTAL FLOOR AREA: 775 sq. ft. (72.0 sq. m.) approx.

Whilst every attempt has been made to ensure the accuracy of the floorplan contained here, measurements of doors, windows, rooms and any other items are approximate and no responsibility is taken for any error, omission or mis-statement. This plan is for illustrative purposes only and should be used as such by any prospective purchaser. The services, systems and appliances shown have not been tested and no guarantee as to their operability or efficiency can be given.
Made with Metropex ©2021